

Moving to year 1 Pre-learning summer activities

We are pleased to provide the ideas and suggestions below to help your child prepare for school in September. If possible, these will be undertaken in the few weeks leading up to the start of term in September (last two weeks of the summer holidays). This will enable them to have maximum impact on helping children be ready to learn when term begins.

Reading

It would be good if you and your child have read these books together before September (however please do not go out and buy them, read the ones you do have or access the library).

Owl Babies by Martin Waddell
The Gruffalo by Julia Donaldson
Handa's surprise by Eileen Brown
Six dinner Sid by Inga Moore
Whatever next! by Jill Murphy
Mr Grumpy's outing by John Burningham
Rosie's walk by Pat Hutchins
Mrs Armitage by Quentin Blake
On the way home by Jill Murphy
Farmer Duck by Martin Waddell
Goodnight Moon by Margaret Wise Brown
Shhh! By Sally Grindley



<u>Daily tasks</u> to do with your child in the last two weeks running up to the start of term – these will help your child prepare to start their new phonics learning.	
Read the phase 2 and 3 phonemes	use the flash cards provided
Read the tricky words	use the flash cards provided
Read their reading books – only a few pages each day.	use the school reading books sent home



Writing

It would benefit your child to practise their letter formation in preparation for an increase in the amount of writing that they will be doing in Year 1. Activities you can do at home to support this are:

1. Writing letters with chalk on the path or garden wall.
2. Tracing letters that you have drawn – this can be on paper, outside using chalk or on a whiteboard.
3. Trace letters on an alphabet strip including capital letters and lower case letters. (Alphabet strip provided)
4. Writing letters in lots of different colours to make them look like a rainbow.



As the children move into year 1 they need to begin to write the days of the week any practise that you can provide for this will support them in their learning.



If you can provide regular writing opportunities through out the summer where your child is trying to write a caption, label or sentence independently using a sound mat or other supporting resources this will ensure that your child is using and maintaining their current learning. Example activities are:

1. Label a photograph of something you have done.
2. Write a card, postcard or letter to a friend or family.
3. Write a shopping list.

- Keep a diary for a week and write one phrase or sentence each day.



Daily tasks – to practise for 5 – 10 minutes in the last two weeks of the summer holidays.

Practise writing your name including your surname initial if there is another child in the class with the same name as you.

use a pencil and lined paper

Maths

At the start of year 1 the children will deepen their knowledge and understanding of the number system with a focus on numbers 0 -10. It would be good if you and your child can practise the following suggestions in the lead up to September.


Count groups of objects up to 10.




Sing number songs:

- 10 green bottles
- 5 little speckled frogs
- 10 little ducks went swimming one day

Practise writing numbers from 0-10 this can be using chalk in the garden, tracing them, writing them on squared paper (in preparation for writing in their maths books) or writing them in sand (especially if you are visiting the beach).



Using objects count out a given amount (up to 10) and then add one or take one away to find out what number is one more and one less than the number you started on.



Daily tasks – to practise for 5 – 10 minutes in the last two weeks of the summer holidays.

Count forwards and backwards to 20 in steps of 1s and 2s.

use number cards if this helps your child