

Spofforth CE Primary





School Site Visual Guide for Children and Families

Summer Term 2021- Updated to reflect arrangements during the summer term when building work taking place.

Reminders for All

Please read and follow plans carefully in order to help implement the current expectations. Thank you

General Reminders	What to Bring		What NOT to Bring
<p>One parent only to bring child.</p> <p>Parents and children to enter school site via ramped area at back of school and exit school site via front steps only (pushchairs may exit via ramped area) and adhere to social distancing.</p> <p>Water bottles must be filled at home and taken home at end of EVERY day.</p> <p>No PE kits brought to school. Children to wear jogging bottoms or shorts, School PE or plain white t-shirt and School PE hoodie or school jumper on PE days. Teachers will inform classes of correct days for PE.</p>	<p>Children should ONLY bring;</p> <ul style="list-style-type: none"> Packed lunch in their usual container A named water bottle Reading book(s) Coat if needed Inhaler if needed <p>All items should be placed in a clear plastic bag (like a freezer bag) with their name written on.</p>		<p>Book Bags , Rucksacks Handbags, PE kit bags</p> <div style="text-align: center;">  </div>








Hand & Respiratory Hygiene

Hand Hygiene		Symptoms
<p>Everyone on site will be expected to wash their hands with soap and warm water;</p> <ul style="list-style-type: none"> Before leaving home On arrival Before eating After going to the toilet After playing outside After sneezing or coughing After handling shared equipment Before going home 		<p style="text-align: center; color: red;">Symptoms</p> <p>If there is a positive case in school the class bubble will close impacting on families.</p> <p>It is vital children do not attend school if they have;</p> <ul style="list-style-type: none"> High temperature (37.8C) A new persistent cough (coughing a lot for more than an hour, or 3 or more coughing episodes in 24 hours (if you usually have a cough, it may be worse than usual) Loss of taste or smell <p>If a child has any of these symptoms their parents must ensure they and their household self-isolate and book a test for their child. They must isolate until the result of the test has been returned. Please continue to keep school informed by emailing admin@spofforth.n-yorks.sch.uk</p>

Please read and follow plans carefully in order to help implement the current expectations and keep everyone using our school safe. Thank you.

School: Spofforth








GROUP: Class 1 – Mrs Lee & Mrs Curtis – Nursery and Reception

<p>Arrival/Departure Times</p> <p>Please arrive on site at: 8.50am for an 8.55 start of the day</p> <p>On arrival please go straight to dedicated start of day waiting/lining up area (see photo).</p> <p>Your child will be dismissed from school at: 3.20pm</p>	<p>Entry to site</p> <p>Front steps at front of school</p> 	<p>Exit from site</p> <p>Front steps at front of school</p> 	<p>Start and end of Day Drop off / Lining Up Area</p> <p>Outdoor area directly outside of classroom</p> 
<p>Classroom entry and exit</p> <p>Classroom door into the outdoor area.</p> 	<p>Cloakrooms to be used</p> <p>Cloakroom nearest playground door</p> 	<p>Dedicated Inside room to be used</p> <p>Indoor room.</p> 	<p>Dedicated Outdoor space to be used</p> <p>Outdoor area directly outside of classroom</p> 

Please read and follow plans carefully in order to help implement the current expectations and keep everyone using our school safe. Thank you.

School: Spofforth








GROUP: Class 2 Mrs Jackson and Mrs Sampson - Year 1 & 2

<p>Arrival/Departure Times</p> <p>Please arrive on site at: 8.50am for an 8.55 start of the day</p> <p>On arrival please go straight to dedicated start of day waiting/lining up area (see photo).</p> <p>Your child will be dismissed from school at: 3.20pm</p>	<p>Entry to site</p> <p>Front steps at front of school</p> 	<p>Exit from site</p> <p>Front steps at front of school</p> 	<p>Start of Day lining Up Area</p> 
<p>Classroom entry and exit</p> <p>'Breakfast Club' Door</p> 	<p>Cloakrooms to be used</p> <p>Cloakroom outside the hall.</p> 	<p>Dedicated Inside room to be used</p> <p>This will be in the hall.</p> 	<p>Dedicated outdoor space</p> <p>Activity garden area</p> 

Please read and follow plans carefully in order to help implement the current expectations and keep everyone using our school safe. Thank you.

School: Spofforth

GROUP: Class 3 Miss Ward – Years 3&4

<p>Arrival/Departure Times</p> <p>Please arrive on site at: 8.50am for an 8.55 start of the day</p> <p>On arrival please go straight to dedicated start of day waiting/lining up area (see photo).</p> <p>Your child will be dismissed from school at: 3.20pm</p>	<p>Entry to site</p> <p>Front steps at front of school</p> 	<p>Exit from site</p> <p>Front steps at front of school</p> 	<p>Start of Day lining Up Area & end of day collection</p> <p>Activity garden area – Please keep the path in front of the garden area clear for access.</p> 
<p>Classroom entry and exit</p> <p>Straight through into Classroom C3</p> 	<p>Cloakrooms to be used</p> <p>Cloakroom outside classroom</p> 	<p>Dedicated Inside room to be used</p> <p>Usual Class 3 Classroom</p> 	<p>Outdoor spaces</p> <p>Playground and trim trail</p> 

Please read and follow plans carefully in order to help implement the current expectations and keep everyone using our school safe. Thank you.

School: Spofforth

GROUP: Class 4 Mrs Clarke - Year 5&6

Arrival/Departure Times

Please arrive on site at:
8.50am for an 8.55 start of the day

On arrival please go straight to dedicated start of day waiting/lining up area (see photo).

Your child will be dismissed from school at: **3.20pm**

Entry to site

Front steps at front of school



Exit from site

Front steps at front of school



Start of Day lining Up Area & entry to school

Path at the front of school leading to white fire door (see picture below)



End of day dismissal and parent collection point

White fire door (see picture below)



Cloakrooms to be used

Usual Class Four cloakroom



Dedicated Inside room to be used

Usual Class Four classroom



Outdoor spaces

Playground and trim trail



Collection Waiting Points

Please help us make collection at the **end of the day** straightforward by waiting in the following areas. Thank you.

Class 1 Parent Waiting Area

Early Years Outdoor Area



Class 2 Parent Waiting Area

Main playground



Please keep this pathway clear at all times as it is a main route.



Class 3 Parent Waiting Area

Activity garden area. Please wait on the AstroTurf and keep the path clear for access.



Class 4 Parent Waiting Area

Grass area at front of school. Please DO NOT wait on the road or pavement.



Please keep the area at the bottom of the steps clear for access to the school bus and taxi's.

