


their


there



z Z z



z z



t, p, l, d, m, g, k

oa

o_e

Year 1 ENGLISH

Booster pack



c _ k _



Party invitation

Name: _____

Location: _____

Time: _____


Dress code: _____

RSVP: _____




What's my name?


Look at these funny aliens and monsters... Don't be scared, they're all very friendly! Read their names out loud and colour them in.




Farnersock




Zanoo




Toxus



Dooker



Ploz




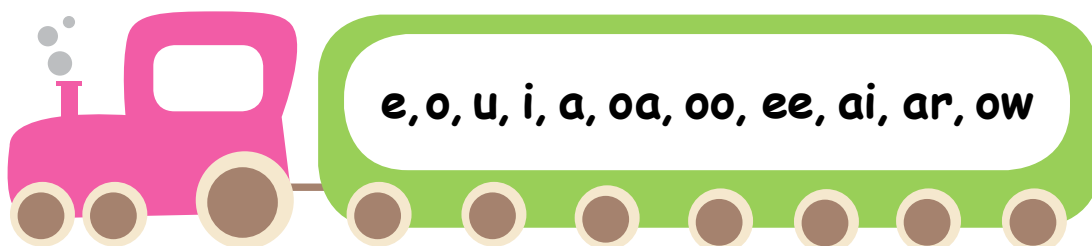
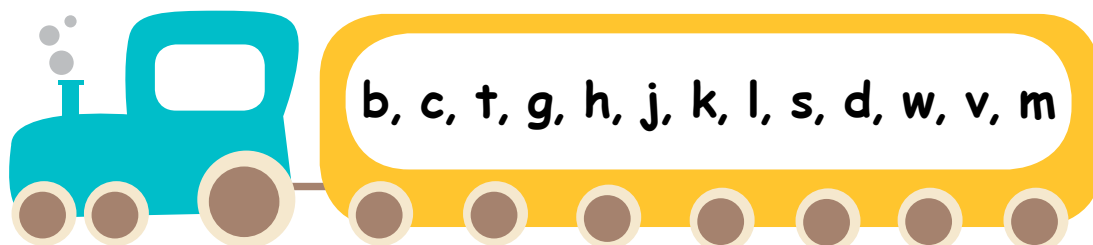
Yeepz

PARENT TIP!

'Nonsense' words are part of the Y1 phonics screening test, included to check that your child is able to use their phonics knowledge to decode any collection of sounds. Extend this activity by asking your child to draw their own odd creature, think up an interesting name and write it down.

Choo choo!


Choose one sound from each carriage on the train to make a word.
How many words you can make? Can you make more words than
your mum or dad? Challenge them!



_____	_____
_____	_____
_____	_____
_____	_____
_____	_____
_____	_____

PARENT TIP!

Ask your child to read the words to you and check spellings together.



Right way round handwriting practice

Don't forget to hold
me properly! It'll make
it easier to practise
your writing.

Here we are practising numbers and letters that are commonly written the wrong way around. Draw over the letters and numbers and then write some of your own.

5 5 5 5 5 5 5 5 5

7 7 7 7 7 7 7 7 7

3 3 3 3 3 3 3 3 3

2 2 2 2 2 2 2 2 5

s s s s s s s s s

d d d d d d d d d

p p p p p p p p p

Now write your name!

PARENT TIP!



Allow your child some time to write stories, lists or invitations when they're simply writing without thinking about their handwriting. It's also vital for them to dedicate some time to letter formation, though.

Add in ll!

Look at these pictures.
Which of the words end in ll?
Can you write the words which end in ll on these lines?

Sometimes words end with a 'l' sound and it is often spelled 'll'.







Ss and zz endings

'Ss' and 'zz' – can you tell the difference?
Say 'fuzz' then 'fuss', can you hear it?

Cut out the sound cards
below and see how many
words you can make with
the sounds.

Now write some
of the words
you've made...











b	h	f
u	l	m
e	o	a
i	ss	zz

Here is Sammy Snake.

What do you think he might say?





Wordsearch time!

Lots of little words are hidden in this wordsearch somewhere. There's a list at the bottom of the page; tick them off once you've found them!

Don't forget the words might be going up, down, from side to side or even diagonally!



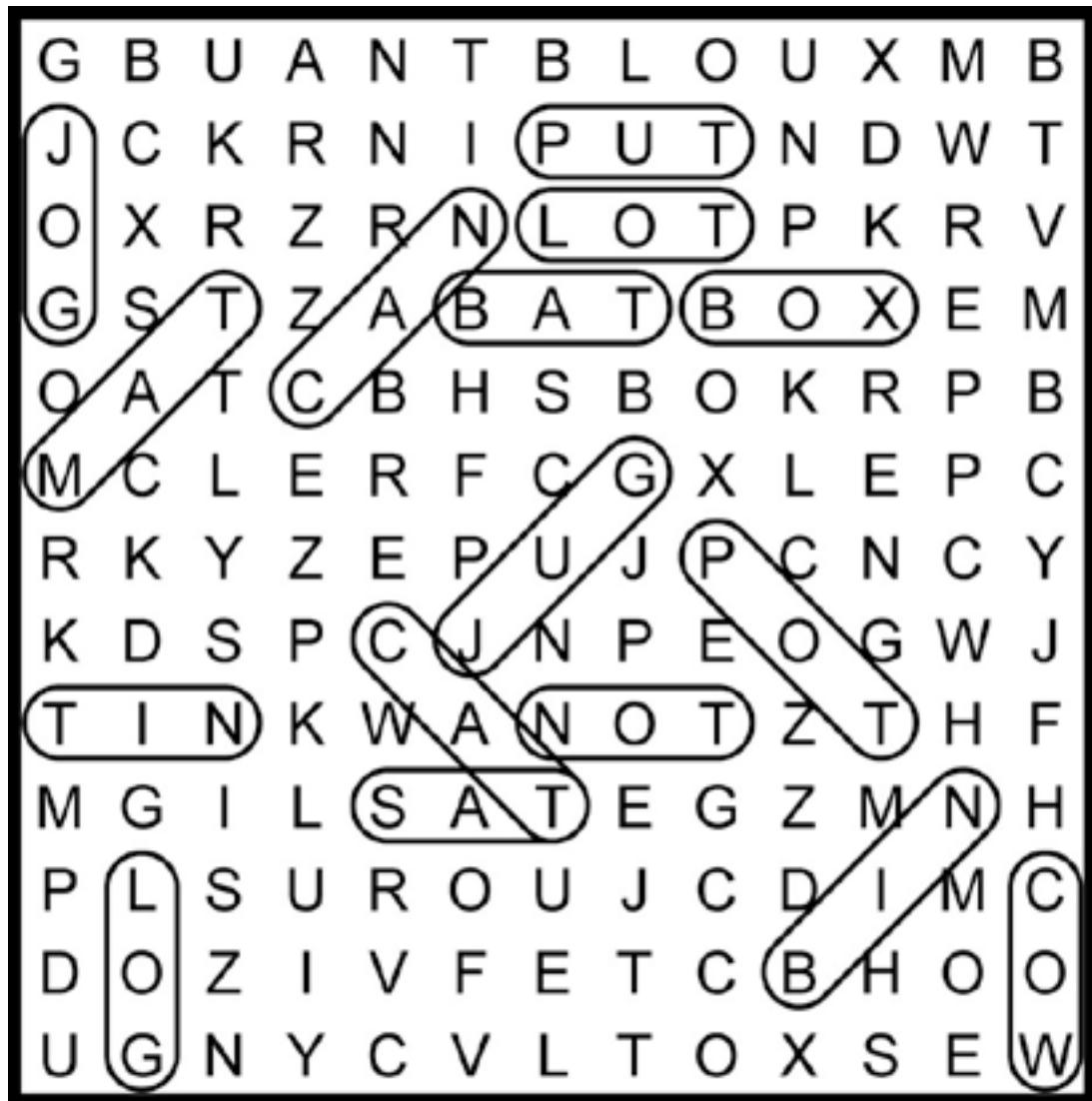
Bat ☐
Box ☐
Mat ☐
Tin ☐

Log ☐
Can ☐
Bin ☐
Jog ☐

Sat ☐
Not ☐
Cow ☐
Cat ☐

Pot ☐
Jug ☐
Lot ☐
Put ☐

Wordsearch solution



PARENT TIP!

All the words in this puzzle are simple CVC words (consonant-vowel-consonant). If your child really enjoys doing wordsearches, look through the selection on TheSchoolRun.com, as well as the new crosswords, wordsearches and Sudoku puzzles in the new Travel Fun Pack for subscribers.

Spelling bee

Here are some tricky words that you might already know. Can you practise writing down the correct spelling using the Look Cover Write Check method?



z Z z



z z

Read the word,

cover it up,

have a go at writing it
then check you got it right!

LOOK	COVER	WRITE	CHECK
said			
friend			
also			
school			
Mrs			
I'm			

PARENT TIP!

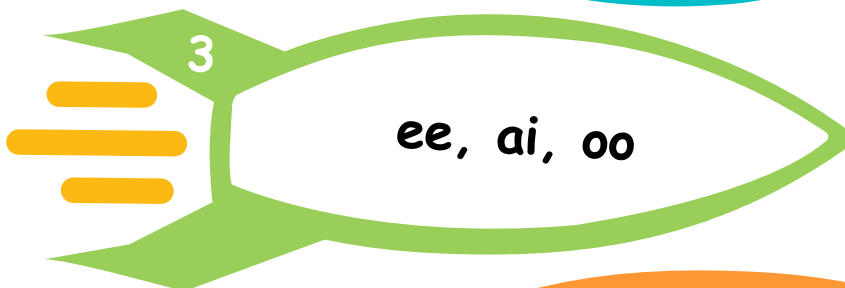
If your child finds one of the words difficult to spell, look at it together and circle the tricky part. This will help your child remember which section of the word they need to focus on next time.

Working on /ai/ /ee/ and /oo/

Can you make words using some of the sounds from the four spaceships below?

In **spaceships 1 and 2** you might find some useful sounds for the **beginning of a word**, in **spaceship 3** there are sounds to go in the **middle of your word**, and in **spaceship 4** you'll see some sounds for the **end of your word**.

You don't have to use a sound from every spaceship in every word.




Write the words you've made on the lines below.


Missing split digraphs

The following words have had their split digraph stolen!

Fill in the correct split digraph to make the words complete again.



h _ l _



l _ k _



c _ k _



s _ m _



s m _ k _



c _ n _

Answers: Hole, Lake, Cake, Same, Smoke, Cone

PARENT TIP!

A digraph is a phoneme (or sound) which is made up of two letters. In a split digraph the sound has been split up by another letter; for example the /oe/ sound in 'hope' is split by the 'p'.

Question words!

Read these words which are often used in questions:

Why

When

Where

What

Here are some questions with a word missing. Can you fill the space with the right question word?

_____ are we going to do today?

_____ do penguins swim?

_____ do you go to school?

_____ time is it?

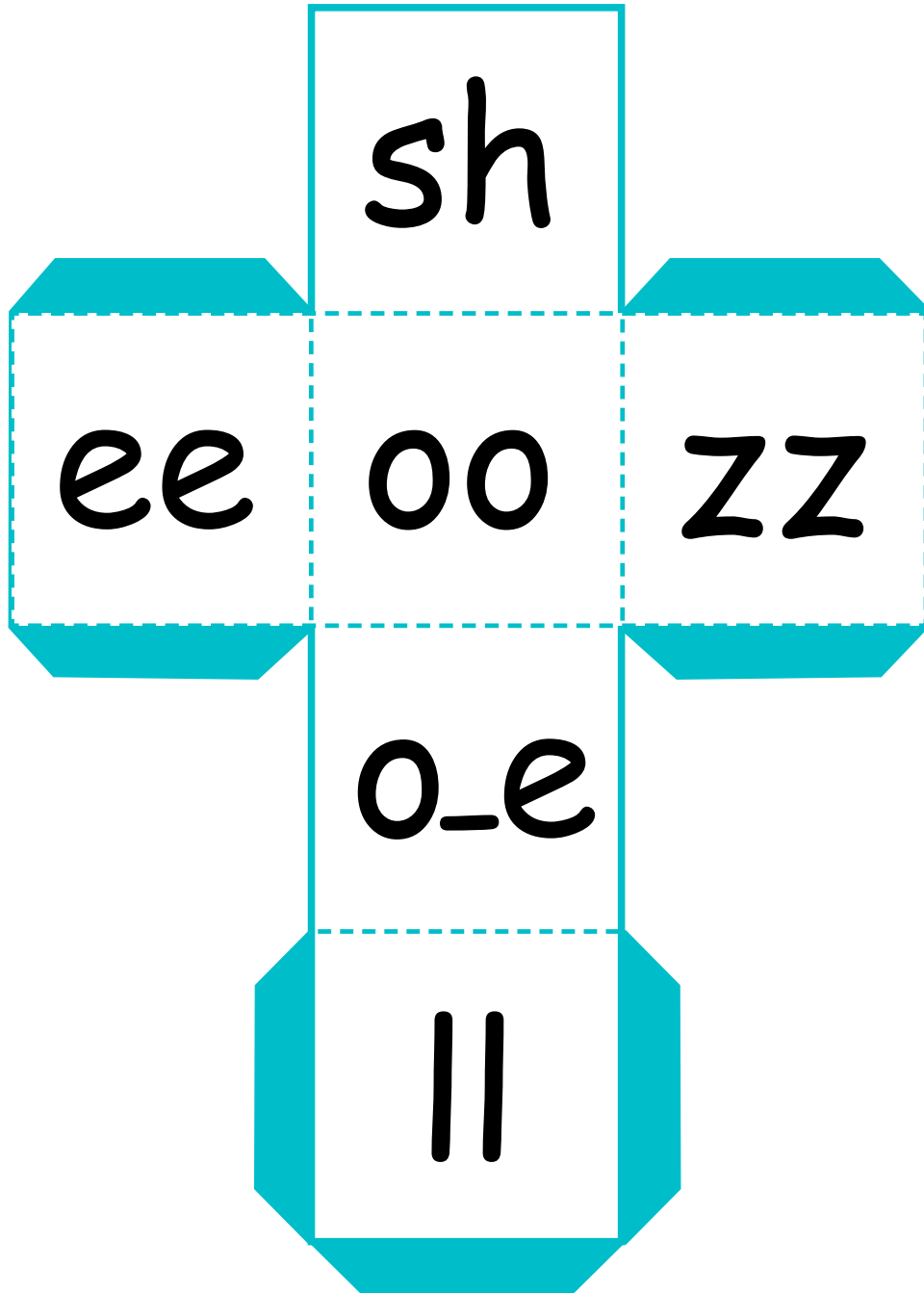
_____ is it my birthday?

Practise writing question marks here:

Think of a really good question and write it here. Don't forget your question mark!

Sound die game

Cut out the shape below. Fold along the lines and stick the flaps to make a cube. Now take turns to say a word that contains the sound you throw. How many words can you say before you get stuck?



PARENT TIP!

Extend the game by writing the words down and counting up how many your child can say.



Fact finder!



Choose a subject you're really interested in.
Dinosaurs? Ballet? Football?

Whatever it is, ask a grown-up to help you find out more
about it on the internet or in a non-fiction book.

Fact 1:

.....

.....

.....

Fact 2:

.....

.....

.....

Fact 3:

.....

.....

.....

Fact 4:

.....

.....

.....

Fact 5:

.....

.....

.....

PARENT TIP!

If you are consulting a non-fiction book, show your child how to use
the contents page, index and glossary.



Party time!

Pretend you're having a party. First of all you'll need to write your invitations!



Party invitation

Name:

Location:

Time:

Dress code:

RSVP:

At your party you'll need food. Write a shopping list of what items you'll need to buy.

Shopping list

.....

.....

.....

.....

.....

.....

.....

.....

What will you need to do to get ready for your party? Blow up balloons? Find paper plates? Add tasks to your 'To Do' list!

To Do list

.....

.....

.....

.....

.....

.....

.....

.....

PARENT TIP!

Writing lists for 'real life' purposes is great handwriting practice. Why not ask your child to help you write your weekly shopping list?

How many phonemes?

Match the word on the left to the correct number of phonemes (sounds) on the right.

To help work it out, read the sounds in each word without blending them, clap as you say each sound and count your claps.

sand

3

beach

5

bucket

3

sea

4

sun

2

Answers: Sand - 3, beach - 4, bucket - 3, sea - 5, sun - 2

Think of your friends' names... Do any of them contain:

2 phonemes _____

3 phonemes _____

4 phonemes _____

PARENT TIP!

Who has the most phonemes in their name in your entire extended family? Can you help your child work it out?

Write colours and colour in


Look at the pictures of the animals. What colour are they?
Write the correct colour names underneath each animal.
Be careful to spell them correctly!











Now colour in the cat.

What colours have you used?

Rhyme time

Can you match the words that rhyme?

buzz

jam

coat

end

spend

fuzz

ham

boat

Make up a new Humpty Dumpty rhyme by filling in the gaps:

Humpty Dumpty sat on a _____

Humpty Dumpty _____

All the _____

And all the _____

PARENT TIP!

If your child had fun with this, do the same with other favourite rhymes!


Dream menu

Pretend it's your turn to decide what you'd like to eat for dinner!


Fill in the menu with some of your favourite dishes.




Now draw a picture of your chosen feast. Bon appetit!



starter











main course



dessert

Choosing nonsense names

Can you make up a name for each of these aliens?

 _____	 _____
 _____	 _____
 _____	 _____
 _____	 _____

PARENT TIP!

When choosing pseudo-names encourage your child to use phonics sounds they've learnt (oo, igh, ee, sh, ck). Most importantly, let them have fun with the way the sounds and names sound!

Fairy tales log

Do you like fairy tales? Write about your favourite!

What is your favourite fairy tale?

List some of the characters in your favourite fairy tale:

What is your favourite part of the fairy tale?

PARENT TIP!

Reading comprehension is an important part of KS1 literacy, so it's great to get children thinking about character and plot in favourite stories.






Picnic shopping list



You're off on a picnic. Think of all the yummy food you might have!
Write a shopping list to help you prepare:



Now draw a picture of you having your picnic with all the lovely food.



PARENT TIP!

Getting children to write lists for real purposes is a great way for them to see how useful writing really is in the real world! Ask them to write out your shopping list before going to the shops.

Story-writing treasure chest

Can you fill the story-writing treasure chest with lots of words you like? You'll need to use them to write your own story.



Now write the names of characters you might want in your story.

--	--	--

Now write your story! Continue on a separate sheet if you need to.

Write your own book review

Are you a real bookworm?
Choose two of your favourite
books and write reviews of them.
Read some real book reviews in
magazines to inspire you!



Book title :

My favourite character in the story :

Why I like the story :

Book title :

My favourite character in the story :

Why I like the story :

Months of the year puzzle

Can you read the clues below and match them with the correct months of the year?



This is the first month of the year

Christmas is in this month

This month comes after May

This month comes after January

The third month in the year

Bonfire Night is in this month

March

November

January

February

December

June



PARENT TIP!

The months of the year (and days of the week) are all in the high frequency words list children need to learn to spell in Key Stage 1.

Thinking about characters: Missing poster

One of the three little pigs has gone missing. Can you fill in this poster to help to find him? Use words to describe him; draw a picture of him, too.




PARENT TIP!

This is a great activity to help children think about characterisation in stories. They could do other posters for other characters from favourite stories, or even a WANTED poster for a 'baddie' in a story!

Crossword crazy!

Can you complete this crossword by writing the answers to the questions in the right squares?

Read through each question carefully!



ACROSS

1. The cat sat on the ____.
3. This animal says "moo".
4. A yellow circle in the sky.
6. On your birthday you might have one with candles on.
7. What's the first colour in the rainbow song?
9. You wear it on your head.
10. Where you go to learn.

DOWN

2. What is one more than 9?
3. Something on the wall that tells the time. What is it?
4. "Twinkle, twinkle little ____."
5. In the morning and at bedtime you brush your ____.
8. This animal says "quack".
9. Finish this title:
Little Red Riding ____.

Crossword solution



PARENT TIP!

Suggest that your child completes the crossword in pencil so they can rub out any incorrect answers. This trial-and-error approach will help them learn that it's fine to try out an answer, get it wrong and then re-think it.